


# SP01

DESIGNED BY METRICA  
MADE IN ITALY



SP01DESIGN.COM

# SPØ1

## WHO ARE WE

SPØ1 IS A NEW DESIGN BRAND FEATURING A COLLECTION OF BEAUTIFULLY DETAILED, HAND-FINISHED FURNITURE, CONCEIVED IN AUSTRALIA AND DESIGNED AND MADE IN ITALY. THE COLLECTION IS BASED ON THE PRINCIPLES OF RIGOROUS DESIGN AND THE USE OF HONEST MATERIALS WITH ALL PIECES MADE BY SKILLED ITALIAN CRAFTSMEN. METRICA, THE RESPECTED DESIGN TEAM BEHIND THE COLLECTION, HAVE BEEN RECOGNISED WITH NUMEROUS INTERNATIONAL AWARDS, INCLUDING THE PRESTIGIOUS COMPASSO D'ORO AND WORK WITH LEADING BRANDS INCLUDING ARPER, EXTREMIS, MDF ITALIA, POLIFORM, MOODI, CASSINA AND ZANOTTA. THE RESULT IS A COLLECTION THAT FEATURES STUNNING CHAIRS, SOFAS, ARMCHAIRS, TABLES AND COFFEE TABLES WHICH FEATURE SOLID ASH TIMBERS, SCULPTED HAND FINISHED WOOD AND AN EXTENSIVE RANGE OF FINELY DETAILED UPHOLSTERY.

[SP01DESIGN.COM](http://SP01DESIGN.COM)

## THE COLLECTION

MAX SOFA  
LING SOFA  
LING ARMCHAIR  
ANITA ARMCHAIR  
ETOILE COFFEE TABLE  
THOMAS CHAIR  
CLARKE CHAIR  
SMITH TABLE  
HOLLAND TABLE

## ABOUT THE COLLECTION

SPØ1 LAUNCH COLLECTION FEATURES THE ESSENTIALS FOR LIVING AND DINING, WITH THE VISION TO BECOME A COMPREHENSIVE COLLECTION FEATURING, INDOOR, OUTDOOR AND SOFT CONTRACT FURNITURE. DEVELOPED SPECIFICALLY TO SERVICE BOTH RESIDENTIAL AND COMMERCIAL ENVIRONMENTS, THE COLLECTION FEATURES FSC CERTIFIED SOLID ASH TIMBERS, AND THE CHOICE OF OVER 70 FABRICS AND LEATHERS INCLUDING, ECO CERTIFIED, RESIDENTIAL, COMMERCIAL AND OUTDOOR OPTIONS.

ADDITIONAL PRODUCTS WILL BE RELEASED ANNUALLY.

SPØ1


CLARK + SMITH



SPØ1

MAX + ETOILE + ANITA

NATURAL



SP01

# MAX

SOFA



MAX



SP01

# MAX

MAX IS COMFORTABLE AND WELL PROPORTIONED. INSPIRED BY THE QUINTESSENTIAL ITALIAN SOFA, THE DESIGN IS SOFTLY CONTOURED WHILE MAINTAINING A RIGID GEOMETRY. THE EXTERIOR IS FORMED FROM A SINGLE SHELL, THE LINES OF WHICH ARE ACCENTUATED BY THE SUBTLE TRACING OF AN OUTSIDE SEAM DETAIL. IN CONTRAST, THE INTERIOR GIVES WAY TO PLUMP UPHOLSTERY PROVIDING SUPREME COMFORT.

70 COMBINATIONS OF FABRIC OR LEATHER AVAILABLE



SPØ1

MAX + ETOILE + ANITA

CARBON



SPØ1

LING + ETOILE + ANITA

NATURAL



SP01

# LING

SOFA



LING



SP01

# LING

LING IS A BEAUTIFULLY DETAILED AND ELEVATED SEATING RANGE WITH CHAMELEON-LIKE QUALITIES. CHOOSE A NATURAL ASH FRAME AND LING EVOKES A SENSE OF DANISH DESIGN AND SCULPTURAL SIMPLICITY. IN THE CARBON STAIN, THE PIECES HAVE GREATER INTENSITY AND A MORE MASCULINE, ARCHITECTURAL FEEL. THE UPHOLSTERED BACK PANELS ARE MORE THAN JUST SUPPORTING ELEMENTS; THEY'RE INTEGRAL TO CREATING LING'S BEAUTIFULLY DEFINED SHAPE. FEATURING A TWO AND THREE-SEATER SOFA AND ARMCHAIR, LING OFFERS RELAXED AND COMFORTABLE SEATING TO SUIT ALL TASTES.

NATURAL  
OR CARBON STAIN



SPØI

LING SOFA + ETOILE

CARBON





SPØ1

LING + ETOILE

CARBON



SP01

# LING

ARMCHAIR



LING



SP01

# LING

NATURAL  
OR CARBON STAIN



SPØ1

LING + ETOILE

NATURAL



SPØ1

ANITA


NATURAL & CARBON STAIN



SP01

# ANITA

ARMCHAIR



ANITA



SP01

# ANITA

ANITA OFFERS A COMPACT FOOTPRINT COUPLED WITH THE LUXURIOUSNESS OF A WIDE WELCOMING ARMCHAIR. THE TAILORED PIECE HAS A SWIVEL BASE AND CONTOURED EXTERNAL SHELL MADE FROM TWO INDIVIDUAL PARTS, A DISTINCTIVE EXPRESS JOIN AT THE ARM HIGHLIGHTS BEAUTIFULLY WHERE THE TWO SHELLS MEET. THE COMPLEX TAPERING OF THE LEGS IS INDICATIVE OF THE SP01 COLLECTION'S ATTENTION TO DETAIL. THE TIMELESS DESIGN OFFERS PERSONALISATION AND VERSATILITY WITH THE OPTION TO SPECIFY TWO-TONE UPHOLSTERY.

NATURAL  
OR CARBON STAIN



SPØ1

ANITA + ETOILE

NATURAL & CARBON STAIN



SPØ1

ETOILE + LING SOFA

NATURAL



SP01

# ETOILE

COFFEE TABLE



ETOILE



SP01

## ETOILE

THE ETOILE TABLES FEATURE A DISTINCTIVE THREE-LEGGED DESIGN THAT FACILITATES NESTING OR USE AS A SERVICE ELEMENT. A SUBTLE SHADOW LINE DETAIL SEPARATES THE TABLETOP FROM THE FRAME, CONVEYING LIGHTNESS AND BEAUTY. AVAILABLE WITH TIMBER TOP OR IN ACID ETCHED, MATTE COLOUR BACKED GLASS. ETOILE'S TIMBER FRAME HAS A COMPLEX PROFILE - A RECURRING FEATURE OF THE SP01 COLLECTION. THIS DESIGN IS A PERFECT EXPRESSION OF THE BRAND'S COMMITMENT TO THE FINEST LEVEL OF CRAFTSMANSHIP.

NATURAL  
OR CARBON STAIN





SPØ1

ANITA+ETOILE+MAX

NATURAL



SPØ1

THOMAS + SMITH

CARBON



SP01

# THOMAS

CHAIR



THOMAS



SP01

## THOMAS

FEATURING A BENT PLYWOOD SHELL INTEGRATED INTO A SOLID ASH FRAME, THOMAS IS INVITING AND FRIENDLY. ITS STRONG FORM WITH BEAUTIFUL TIMBER DETAILING IS REMINISCENT OF A GRACEFUL JAPANESE CHAIR OR ELEGANT SCANDINAVIAN DESIGN. TEAMED WITH ENDLESS OPTIONS FOR UPHOLSTERY, THOMAS WILL FIT SEAMLESSLY INTO ANY INTERIOR.

NATURAL  
OR CARBON STAIN



SPØ1

THOMAS + HOLLAND

NATURAL



SPØ1

CLARKE + SMITH

NATURAL



SP01

# CLARKE

CHAIR



CLARKE



SP01

## CLARKE

A CONTEMPORARY INTERPRETATION OF THE CLASSIC BISTRO CHAIR, CLARKE WAS DESIGNED FOR COMFORT. MADE FROM SOLID ASH, THIS SCULPTED PIECE IS DEFINED BY FINE DETAILS WITH SUBTLE CURVES AND ANGLES. FINE CRAFTSMANSHIP HIGHLIGHTS THE SCULPTED SOLID TIMBER SEAT AND BACK ELEMENTS CONTRASTING WITH THE SLENDER TIMBER FRAME. THE RESULT IS A PRACTICAL, STACKABLE CHAIR OF IMPECCABLE BEAUTY.

NATURAL  
OR CARBON STAIN



SPØ1

CLARKE + SMITH

NATURAL



SPØ1

CLARKE + SMITH

NATURAL





SP01

# SMITH

DINING TABLE



SMITH



SP01

# SMITH

SMITH IS LONG AND LEAN, WITH A BEAUTIFULLY SHAPED TIMBER FRAME. THE TABLE'S APPARENT SIMPLICITY CONCEALS COMPLEX INTERNAL ENGINEERING WHICH INCLUDES A SUPPORTING STEEL SUB-FRAME. SMITH IS VERSATILE DUE TO THE TOP WHICH SITS LIGHTLY ON THE FRAME, ENABLING THE USE OF GLASS OR TIMBER, WITH A SUBTLE SHADOW LINE DETAIL SEPARATING THE TWO ELEMENTS.

NATURAL  
OR CARBON SATIN



SPØ1

SMITH + CLARKE

CARBON STAIN



SPØ1

HOLLAND + CLARKE

NATURAL



SP01

# HOLLAND

DINING TABLE



HOLLAND



SP01

## HOLLAND

HOLLAND IS A REIMAGINING OF THE CLASSIC TRESTLE OR CAVALETTA TABLE. A TABLE WITH ELEGANT PROPORTIONS AND BEAUTIFUL DETAILING, HOLLAND FEATURES A SCULPTED TOP WITH CHAMFERED EDGES AND GENTLY ROUNDED CORNERS. THE TABLETOP APPEARS TO FLOAT ABOVE THE BEAUTIFULLY SHAPED AND TAPERED TIMBER BASE, WHICH ALSO INCLUDES A STEEL STRETCHER RAIL FOR STRUCTURAL RIGIDITY, GENTLY WRAPPED IN TIMBER VENEER.

NATURAL  
OR CARBON STAIN



SPØ1

HOLLAND + CLARKE

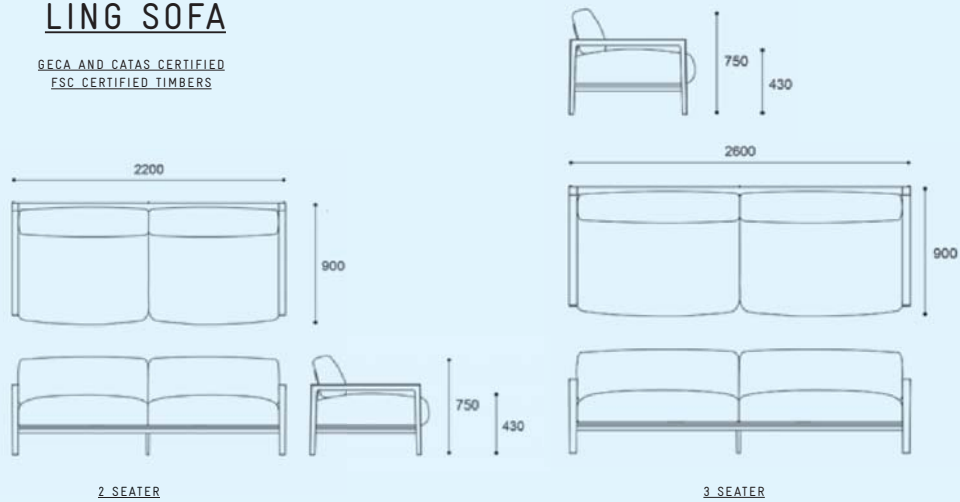
CARBON STAIN



# DIMENSIONS

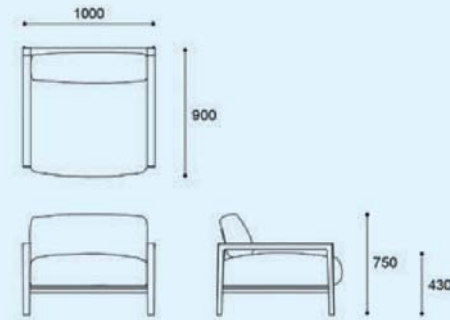
## LING SOFA

GECA AND CATAS CERTIFIED  
FSC CERTIFIED TIMBERS



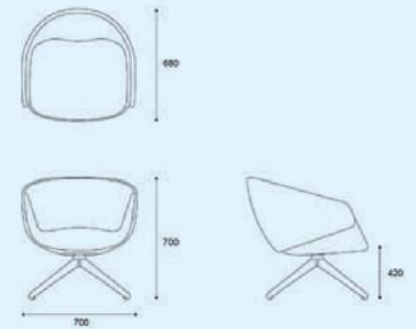
## LING ARMCHAIR

GECA AND CATAS CERTIFIED  
FSC CERTIFIED TIMBERS



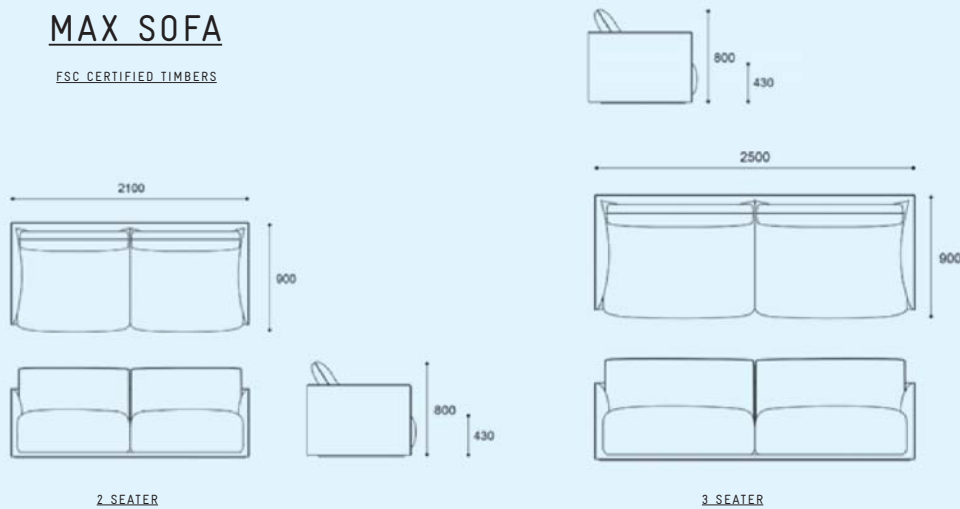
## ANITA ARMCHAIR

GECA AND CATAS  
FSC CERTIFIED TIMBERS



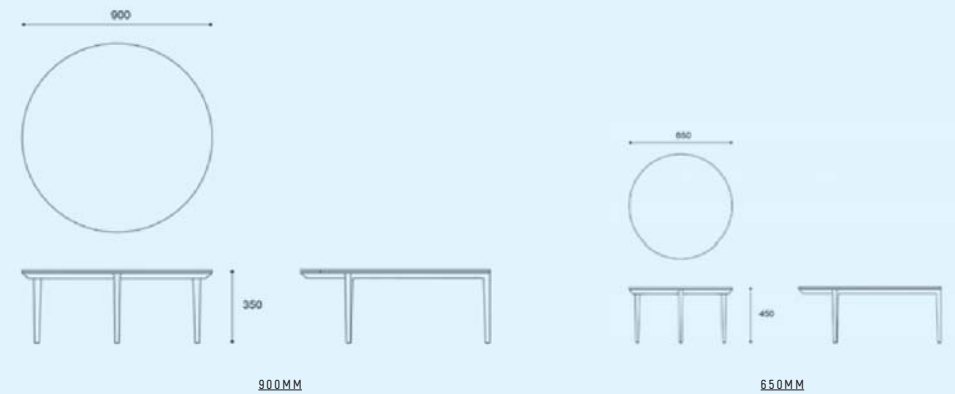
## MAX SOFA

FSC CERTIFIED TIMBERS



## ETOILE COFFEE TABLE

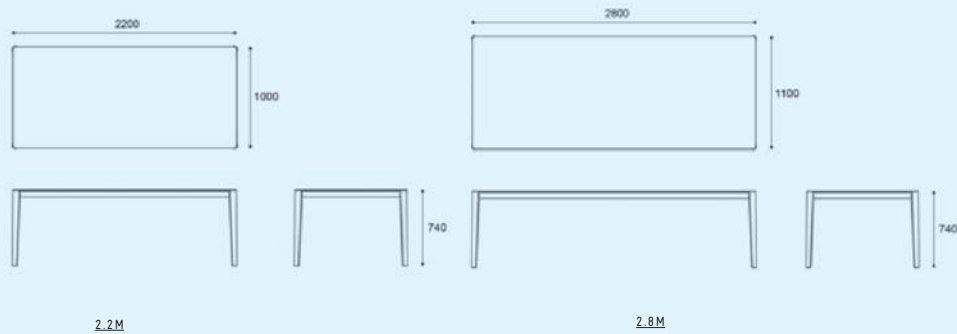
FSC CERTIFIED TIMBERS



## DIMENSIONS

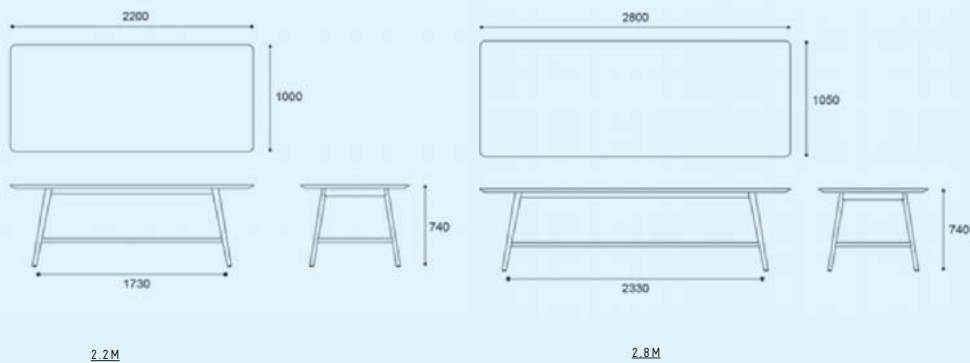
### SMITH TABLE

FSC CERTIFIED TIMBERS



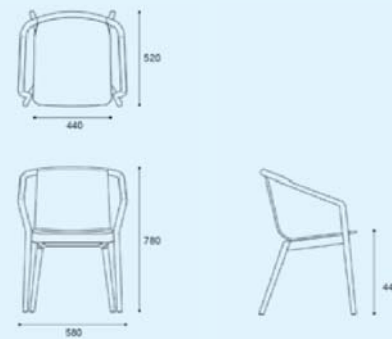
### HOLLAND TABLE

FSC CERTIFIED TIMBERS

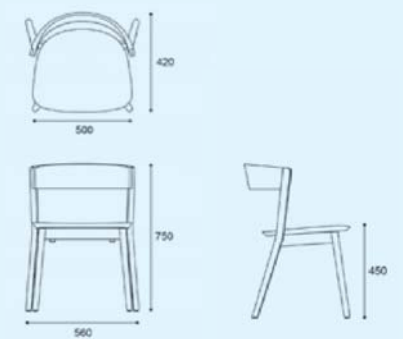


## DIMENSIONS

### THOMAS CHAIR

BECA AND CATAS CERTIFIED  
FSC CERTIFIED TIMBERS

### CLARKE CHAIR

BECA AND CATAS CERTIFIED  
FSC CERTIFIED TIMBERS

## REFERENCE

MAX SOFA [P05](#)LING SOFA [P11](#)LING ARMCHAIR [P17](#)ANITA ARMCHAIR [P23](#)ETOILE COFFEE TABLE [P29](#)THOMAS CHAIR [P35](#)CLARKE CHAIR [P41](#)SMITH TABLE [P47](#)HOLLAND TABLE [P53](#)

SP01

SP01

## CONTACT

SP01 IS AVAILABLE AT  
SPACE FURNITURE IN SYDNEY  
MELBOURNE, BRISBANE  
SINGAPORE  
AND KUALA LUMPUR.

INFO@SP01DESIGN.COM

SP01DESIGN.COM

FB AND INSTAGRAM  
@SP01DESIGN